

Price and Specification Guide
6 April 2022 | Model Year 2022A



New Movano

Including Movano-e Range

Contents

To find the information you want use the links below to navigate around the guide:

[Choose Your Body Variant](#)

[Range Highlights](#)

[Models](#)

[Prices and Weights](#)

[Fuel Economy and Emissions](#)

[Options](#)

[Exterior Colours](#)

[Wheels and Tyres](#)

[Movano-e Specifications](#)

[Dimensions and Capacities](#)

[Free2Move Connect Fleet](#)

[Glossary of Terms](#)

[Further Information](#)

Choose Your Body Variant

Panel Van – L1 models



VX_MOV_33440

L1 H1 F3000/F3300

Panel Van – L2 models



VX_MOV_32228

L2 H1 F3500



VX_MOV_32229

L2 H2 F3500

Panel Van – L3 models



VX_MOV_32233

L3 H2 F3500 90kW



VX_MOV_32233

L3 H2 F3500/F3500 Heavy



VX_MOV_32231

L3 H3 F3500

Glazed Panel Van



VX_MOV_33138

L3 H2 F3500

Panel Van – L4 models



VX_MOV_32230

L4 H2 F3500 90kW



VX_MOV_32230

L4 H2 F3500 Heavy/F4000 Heavy



VX_MOV_32232

L4 H3 F3500 Heavy

Glazed Panel Van



VX_MOV_33139

L4 H2 F4000

Chassis Cab



VX_MOV_32234

L2 H1 F3500



VX_MOV_32235

L3 H1 F3500

Crew Cab



VX_MOV_32236

L3 H1 F3500

New Movano Range Highlights

Edition

Standard features include:

- Radio
 - AM/FM/DAB digital radio
 - Bluetooth®
 - USB connection
 - Roof mounted aerial
- Vauxhall Connect
- 15-inch steel wheels with centre caps (3500 models)
- 16-inch steel wheels with centre caps (3500 Heavy/4000 models)
- Full-size spare wheel
- Side-repeat indicators
- Steering wheel mounted controls
- Steering column adjustable for reach
- Electronic cruise control with speed limiter
- Electrically adjustable/heated door mirrors with twin lenses
- Manually foldable door mirrors
- Electrically operated front windows
- Nearside sliding side-access door
- Twin unglazed rear doors
- Driver's airbag
- Electronic stability programme
- Remote control security alarm system
- Hill start assist
- Full-height steel bulkhead
- Daytime running lights
- Remote control central deadlocking
- Six-way adjustable driver's seat
- Dual passenger's bench seat
- Seatbelt unfastened warning
- Two cupholders/phone storage
- 12-volt accessory socket in cabin

New Movano-e Dynamic/Dynamic

Features over Edition models:

- Satellite Navigation system
 - 5-inch colour touchscreen
 - USB charger
- Air conditioning
- Glovebox including air-conditioning cooling functionality
- Document holder

Please note: Movano-e Dynamic models do not include Vauxhall Connect, remote control security alarm system or deadlocking.

Edition Chassis/Chassis Crew Cab

Chassis Cab and Chassis Crew Cab models provide the perfect base for the forthcoming factory-backed conversions due to be announced in Q4: Tipper, Dropside, Luton Van and Curtainsider. They also provide an excellent base for a wide variety of specialist body conversions

Chassis Crew Cabs additionally feature:

- Four passenger rear bench seat with underseat storage

New Movano-e Dynamic



VX_MOV_e_32199

Dynamic OTR from £57,913.33*

Infotainment:

- Satellite Navigation system
 - 5-inch colour touchscreen
 - AM/FM/DAB digital radio
 - Bluetooth®
 - USB connection/charger
 - Roof mounted aerial

Interior convenience/styling:

- Air conditioning
- Six-way driver's seat with lumbar adjustment
- Driver's seat armrest
- Dual passenger's bench seat
- Glovebox including air-conditioning cooling functionality
- Document holder
- Electronic cruise control
- Speed limiter
- Steering wheel mounted controls
- Steering column adjustable for reach
- 12-volt accessory socket in cabin

Exterior convenience/styling:

- Electrically adjustable/heated door mirrors with twin lenses
- Manually foldable door mirrors
- Electrically operated front windows
- Nearside sliding side-access door
- Twin unglazed rear doors
- 16-inch steel wheels with centre caps
- Full-size spare wheel
- Side-repeat indicators

Safety/security:

- Driver's airbag
- Electronic stability programme
- Hill start assist
- Full-height steel bulkhead
- Daytime running lights
- Remote control central locking
- Seatbelt unfastened warning

Please note: Movano-e Dynamic models do not include Vauxhall Connect.

*Price shown is after allowing for PiVG (Plug-in Van Grant) and excludes VAT.

Effective 6 April 2022

New Movano Model Year 2022A

New Movano Edition



VX_MOV_32200

Edition OTR from £31,738.33*

Infotainment:

- Radio
 - AM/FM/DAB digital radio
 - Bluetooth®
 - USB connection
 - Roof mounted aerial
- Vauxhall Connect

Interior convenience/styling:

- Six-way adjustable driver's seat
- Dual passenger's bench seat
- Electronic cruise control
- Steering wheel mounted controls
- Steering column adjustable for reach
- Two cupholders/phone storage
- 12-volt accessory sockets in cabin/load area

Exterior convenience/styling:

- Electrically adjustable/heated door mirrors with twin lenses
- Manually foldable door mirrors
- Electrically operated front windows
- Nearside sliding side-access door
- Twin unglazed rear doors
- 15-inch steel wheels with centre caps (3500 models)
- 16-inch steel wheels with centre caps (3500 Heavy/4000 models)
- Full-size spare wheel
- Side-repeat indicators

Safety/security:

- Remote control security alarm system
- Driver's airbag
- Electronic stability programme
- Hill start assist
- Full-height steel bulkhead
- Daytime running lights
- Remote control central deadlocking
- Seatbelt unfastened warning

Chassis Crew Cab OTR from £33,168.33*

Chassis Crew Cabs additionally feature:

- Four passenger rear bench seat with underseat storage

*OTR price excluding VAT.

New Movano Dynamic



VX_MOV_32197

Dynamic OTR from £37,768.33*

Infotainment:

- Satellite Navigation system
 - 5-inch colour touchscreen
 - AM/FM/DAB digital radio
 - Bluetooth®
 - USB connection/charger
 - Roof mounted aerial
- Vauxhall Connect

Interior convenience/styling:

- Air conditioning
- Six-way driver's seat with lumbar adjustment
- Driver's seat armrest
- Dual passenger's bench seat
- Glovebox including air-conditioning cooling functionality
- Document holder
- Electronic cruise control
- Speed limiter
- Steering wheel mounted controls
- Steering column adjustable for reach
- Two cupholders/phone storage
- 12-volt accessory sockets in cabin/load area

Exterior convenience/styling:

- Electrically adjustable/heated door mirrors with twin lenses
- Manually foldable door mirrors
- Electrically operated front windows
- Nearside sliding side-access door
- Twin unglazed rear doors
- 15-inch steel wheels with centre caps (3500 models)
- 16-inch steel wheels with centre caps (3500 Heavy/4000 models)
- Full-size spare wheel
- Side-repeat indicators

Safety/security:

- Remote control security alarm system
- Driver's airbag
- Electronic stability programme
- Hill start assist
- Full-height steel bulkhead
- Daytime running lights
- Remote control central deadlocking
- Seatbelt unfastened warning

*OTR price excluding VAT.

Effective 6 April 2022

New Movano Model Year 2022A

New Movano-e Panel Van Prices/Weights (Provisional data)

| | Model/ Pack Code | Orderable Option Code | Minimum Mass (kg)* | Maximum indicative payload (kg)* | Gross Vehicle Weights (GVW) (kg) | Plated weights (kg) | | Price (£) exc. VAT | On-the-road RRP before PiVG (£) exc. VAT | On-the-road RRP after PiVG (£) exc. VAT |
|--|---------------------|--------------------------|-----------------------|---|--|---------------------|--------------|-----------------------|---|--|
| | | | | | | Front axle | Rear axle | | | |
| L3 H2 Dynamic Panel Van | | | | | | | | | | |
| 3500 90kW (120PS) auto Heavy – 75kWh battery | XG05 9iQ1 | IM5L G02 | 2760 | 710 | 3500 | 2100 | 2400 | 61,985.00 | 62,913.33 | 57,913.33 |
| L4 H2 Dynamic Panel Van | | | | | | | | | | |
| 3500 90kW (120PS) auto Heavy – 75kWh battery | XG05 9iQ1 | IM7L G02 | 2855 | 665 | 3500 | 2100 | 2400 | 62,885.00 | 63,813.33 | 58,813.33 |

Please note: On-the-road recommended retail prices (RRP) include number plates and delivery to Retailer of £583.33 exc. VAT (£700.00 inc. VAT) and new vehicle first registration fee of £55.00 (correct at time of publication). Excludes fuel and insurance. Price has been calculated using manufacturer estimates and includes an OZEV grant of up to £5,000.00 which has been deducted from the price of the vehicle (OZEV Grant not available in the Isle of Man). New Movano-e is expected to be a qualifying model for this grant subject to acceptance by OZEV. Please check with your Retailer for latest status. The grant is a government incentive and is subject to withdrawal prior to delivery of your vehicle. Retailers may be required to carry out more than one credit check during the course of the order process. You may be required to place a deposit when placing your order with your supplying Retailer. In the event of a price change, deposit refunds will be governed by your supplying Retailer's policy and as such must be discussed with the supplying Retailer.

*For definitions please refer to Glossary of Terms. Gross plated weights (including axle weights) quoted on the vehicle plate are to UK plated weight specification and must never be exceeded.

Movano-e is not covered by our Price Protection Guarantee. See 'Further Information' page for details.

New Movano Panel Van Prices/Weights (Provisional data)

| | Model/ Pack Code | Orderable Option Code | Minimum Mass (kg)* | Maximum indicative payload (kg)* | Gross Vehicle Weights (GVW) (kg) | Plated weights (kg) | | Towing weights (kg) Braked | Plated Gross Combination Weights (GCW) (kg) | Price (£) exc. VAT | On-the-road RRP (£) exc. VAT |
|---|---------------------|--------------------------|-----------------------|---|--|---------------------|--------------|----------------------------------|--|-----------------------|------------------------------------|
| | | | | | | Front axle | Rear axle | | | | |
| L1 H1 Edition Panel Van Euro 6D (6.3) | | | | | | | | | | | |
| 3000 2.2 (120PS) Turbo D S/S | XA05 PP61 | IM1D G01 | tba | tba | tba | tba | tba | tba | tba | £30,810.00 | £31,783.33 |
| 3300 2.2 (120PS) Turbo D S/S | XA05 PP61 | IM1E G01 | tba | tba | tba | tba | tba | tba | tba | £32,610.00 | £33,538.33 |
| L2 H1 Edition Panel Van Euro 6D (6.3) | | | | | | | | | | | |
| 3500 2.2 (140PS) Turbo D S/S | XA05 PQ61 | IM3F G01 | 2133 | 1570 | 3500 | 1870 | 2000 | 2500 | 6000 | 35,020.00 | 35,948.33 |
| L2 H2 Edition Panel Van Euro 6D (6.3) | | | | | | | | | | | |
| 3500 2.2 (140PS) Turbo D S/S | XA05 PQ61 | IM3K G01 | 2138 | 1545 | 3500 | 1870 | 2000 | 2500 | 6000 | 35,800.00 | 36,728.33 |
| L2 H2 Dynamic Panel Van Euro 6D (6.3) | | | | | | | | | | | |
| 3500 2.2 (140PS) Turbo D S/S | XA05 PQ61 | IM3K G02 | 2138 | 1545 | 3500 | 1870 | 2000 | 2500 | 6000 | 36,840.00 | 37,768.33 |
| L3 H2 Edition Panel Van Euro 6D (6.3) | | | | | | | | | | | |
| 3500 2.2 (140PS) Turbo D S/S | XA05 PQ61 | IM5K G01 | 2188 | 1495 | 3500 | 1870 | 2000 | 2500 | 6000 | 36,580.00 | 37,508.33 |
| 3500 2.2 (140PS) Turbo D S/S Heavy | XA05 PQ61 | IM5L G01 | 2228 | 1455 | 3500 | 2100 | 2400 | 3000 | 6500 | 36,875.00 | 37,803.33 |
| L3 H2 Edition Glazed Panel Van Euro 6D (6.3) | | | | | | | | | | | |
| 3500 2.2 (140PS) Turbo D S/S | XB05 PQ61 | IM5W G01 | 2188 | 1495 | 3500 | 1870 | 2000 | 2500 | 6000 | 36,930.00 | 37,858.33 |
| L3 H2 Dynamic Panel Van Euro 6D (6.3) | | | | | | | | | | | |
| 3500 2.2 (140PS) Turbo D S/S | XA05 PQ61 | IM5K G02 | 2188 | 1495 | 3500 | 1870 | 2000 | 2500 | 6000 | 37,620.00 | 38,548.33 |
| 3500 2.2 (140PS) Turbo D S/S Heavy | XA05 PQ61 | IM5L G02 | 2228 | 1455 | 3500 | 2100 | 2400 | 3000 | 6500 | 37,915.00 | 38,843.33 |
| 3500 2.2 (165PS) Turbo D S/S | XA05 PR61 | IM5K G02 | 2188 | 1495 | 3500 | 1870 | 2000 | 2500 | 6000 | 38,510.00 | 39,438.33 |
| L3 H3 Edition Panel Van Euro 6D (6.3) | | | | | | | | | | | |
| 3500 2.2 (140PS) Turbo D S/S | XA05 PQ61 | IM5N G01 | 2213 | 1470 | 3500 | 1870 | 2000 | 2500 | 6000 | 37,360.00 | 38,288.33 |
| L3 H3 Dynamic Panel Van Euro 6D (6.3) | | | | | | | | | | | |
| 3500 2.2 (140PS) Turbo D S/S | XA05 PQ61 | IM5N G02 | 2213 | 1470 | 3500 | 1870 | 2000 | 2500 | 6000 | 38,400.00 | 39,328.33 |

S/S = Start/Stop.

Please note: On-the-road recommended retail prices (RRP) include number plates and delivery to retailer of £583.33 (exc. VAT), 12 months' Vehicle Excise Duty and new vehicle first registration fee of £55.00. Excludes fuel and insurance.

*For definitions please refer to Glossary of Terms. Gross plated weights (including axle weights) quoted on the vehicle plate are to UK plated weight specification and must never be exceeded. Unbraked towing weight 750kg – all models.

New Movano Panel Van Prices/Weights (Provisional data)

| | Model/ Pack Code | Orderable Option Code | Minimum Mass (kg)* | Maximum indicative payload (kg)* | Gross Vehicle Weights (GVW) (kg) | Plated weights (kg) | | Towing weights (kg) Braked | Plated Gross Combination Weights (GCW) (kg) | Price (£) exc. VAT | On-the-road RRP (£) exc. VAT |
|---|---------------------|--------------------------|-----------------------|---|--|---------------------|--------------|----------------------------------|--|-----------------------|------------------------------------|
| | | | | | | Front axle | Rear axle | | | | |
| L4 H2 Edition Glazed Panel Van Euro 6D (6.3) | | | | | | | | | | | |
| 4000 2.2 (140PS) Turbo D S/S Heavy | XB05 PQ61 | IM7Y G01 | 2273 | 1910 | 4000 | 2100 | 2400 | 2500 | 6500 | 39,580.00 | 40,508.33 |
| L4 H2 Dynamic Panel Van Euro 6D (6.3) | | | | | | | | | | | |
| 3500 2.2 (140PS) Turbo D S/S Heavy | XA05 PQ61 | IM7L G02 | 2273 | 1410 | 3500 | 2100 | 2400 | 3000 | 6500 | 38,695.00 | 39,623.33 |
| 4000 2.2 (140PS) Turbo D S/S Heavy | XA05 PQ61 | IM7M G02 | 2273 | 1910 | 4000 | 2100 | 2400 | 2500 | 6500 | 40,025.00 | 40,953.33 |
| L4 H3 Dynamic Panel Van Euro 6D (6.3) | | | | | | | | | | | |
| 3500 2.2 (140PS) Turbo D S/S Heavy | XA05 PQ61 | IM7o G02 | 2303 | 1380 | 3500 | 2100 | 2400 | 3000 | 6500 | 39,475.00 | 40,403.33 |

S/S = Start/Stop.

Please note: On-the-road recommended retail prices (RRP) include number plates and delivery to retailer of £583.33 (exc. VAT), 12 months' Vehicle Excise Duty and new vehicle first registration fee of £55.00. Excludes fuel and insurance.

*For definitions please refer to Glossary of Terms. Gross plated weights (including axle weights) quoted on the vehicle plate are to UK plated weight specification and must never be exceeded. Unbraked towing weight 750kg – all models.

New Movano Chassis/Crew Cab Prices/Weights (Provisional data)

| | Model/ Pack Code | Orderable Option Code | Minimum Mass (kg)* | Maximum indicative payload (kg)* | Gross Vehicle Weights (GVW) (kg) | Plated weights (kg) | | Towing weights (kg) Braked | Plated Gross Combination Weights (GCW) (kg) | Price (£) exc. VAT | On-the-road RRP (£) exc. VAT |
|--|---------------------|--------------------------|-----------------------|---|--|---------------------|--------------|----------------------------------|--|-----------------------|------------------------------------|
| | | | | | | Front axle | Rear axle | | | | |
| L2 H1 Edition Chassis Cab Euro 6D (6.3) | | | | | | | | | | | |
| 3500 2.2 (140PS) Turbo D S/S | XA03 PQ61 | IM4F G01 | 1710 | 1790 | 3500 | 1850 | 2000 | 2500 | 6000 | 32,240.00 | 33,168.33 |
| 3500 2.2 (140PS) Turbo D S/S Heavy | XA03 PQ61 | IM4G G01 | 1750 | 1750 | 3500 | 2100 | 2400 | 3000 | 6500 | 32,535.00 | 33,463.33 |
| L3 H1 Edition Chassis Cab Euro 6D (6.3) | | | | | | | | | | | |
| 3500 2.2 (140PS) Turbo D S/S | XA03 PQ61 | IM6F G01 | 1730 | 1770 | 3500 | 1850 | 2000 | 2500 | 6000 | 32,825.00 | 33,753.33 |
| 3500 2.2 (165PS) Turbo D S/S Heavy | XA03 PR61 | IM6G G01 | 1770 | 1730 | 3500 | 2100 | 2400 | 3000 | 6500 | 34,030.00 | 34,958.33 |
| L3 H1 Edition Crew Cab Euro 6D (6.3) | | | | | | | | | | | |
| 3500 2.2 (140PS) Turbo D S/S | XA43 PQ61 | IM6X G01 | 1945 | 1555 | 3500 | 1850 | 2000 | 2500 | 6000 | 34,050.00 | 34,978.33 |
| 3500 2.2 (140PS) Turbo D S/S Heavy | XA43 PQ61 | IM6Y G01 | 1985 | 1515 | 3500 | 2100 | 2400 | 3000 | 6500 | 34,345.00 | 35,273.33 |

S/S = Start/Stop.

Please note: On-the-road recommended retail prices (RRP) include number plates and delivery to retailer of £583.33 (exc. VAT), 12 months' Vehicle Excise Duty and new vehicle first registration fee of £55.00. Excludes fuel and insurance.

*For definitions please refer to Glossary of Terms. Gross plated weights (including axle weights) quoted on the vehicle plate are to UK plated weight specification and must never be exceeded. Unbraked towing weight 750kg – all models.

Fuel Economy and Emissions (Provisional data)

| | WLTP Fuel economy mpg (litres/100km) [#] | | CO ₂ (g/km) [#] | |
|---|--|---------------|-------------------------------------|-----|
| | Combined Low | Combined High | High | Low |
| L1 H1 Edition Panel Van Euro 6D (6.3) | | | | |
| 3000 2.2 (120PS) Turbo D S/S | tba | tba | tba | tba |
| 3300 2.2 (120PS) Turbo D S/S | tba | tba | tba | tba |
| L2 H1 Edition Panel Van Euro 6D (6.3) | | | | |
| 3500 2.2 (140PS) Turbo D S/S | 25.7 (11.0) | 40.4 (7.0) | 289 | 185 |
| L2 H2 Edition Panel Van Euro 6D (6.3) | | | | |
| 3500 2.2 (140PS) Turbo D S/S | 25.7 (11.0) | 40.4 (7.0) | 289 | 185 |
| L2 H2 Dynamic Panel Van Euro 6D (6.3) | | | | |
| 3500 2.2 (140PS) Turbo D S/S | 25.7 (11.0) | 40.4 (7.0) | 289 | 185 |
| L3 H2 Edition Panel Van Euro 6D (6.3) | | | | |
| 3500 2.2 (140PS) Turbo D S/S | 25.7 (11.0) | 40.4 (7.0) | 289 | 185 |
| 3500 2.2 (140PS) Turbo D S/S Heavy | 25.7 (11.0) | 40.4 (7.0) | 289 | 185 |
| L3 H2 Edition Glazed Panel Van Euro 6D (6.3) | | | | |
| 3500 2.2 (140PS) Turbo D S/S | 25.7 (11.0) | 40.4 (7.0) | 289 | 185 |
| L3 H2 Dynamic Panel Van Euro 6D (6.3) | | | | |
| 3500 2.2 (140PS) Turbo D S/S | 25.7 (11.0) | 40.4 (7.0) | 289 | 185 |
| 3500 2.2 (140PS) Turbo D S/S Heavy | 25.7 (11.0) | 40.4 (7.0) | 289 | 185 |
| 3500 2.2 (165PS) Turbo D S/S | 25.4 (11.1) | 40.4 (7.0) | 292 | 185 |
| L3 H3 Edition Panel Van Euro 6D (6.3) | | | | |
| 3500 2.2 (140PS) Turbo D S/S | 25.7 (11.0) | 40.4 (7.0) | 289 | 185 |
| L3 H3 Dynamic Panel Van Euro 6D (6.3) | | | | |
| 3500 2.2 (140PS) Turbo D S/S | 25.7 (11.0) | 40.4 (7.0) | 289 | 185 |

S/S = Start/Stop.

[#]Figures shown are for comparison purposes and should only be compared to the fuel consumption and CO₂ values of other vehicles tested to the same technical standard. The fuel consumption achieved, and CO₂ produced, in real world conditions will depend upon a number of factors including, but not limited to: the accessories fitted (pre and post registration); variations in weather; driving styles and vehicle load. The WLTP (Worldwide Harmonised Light Vehicles Test Procedure) is used to measure fuel consumption and CO₂ figures. The CO₂ figures display a range to reflect the highest value for the highest emitting version with all available options added, through to a minimum value to represent the lowest emitting version in standard specification.

Fuel Economy and Emissions (Provisional data)

| | WLTP Fuel economy mpg (litres/100km) [#] | | CO ₂ (g/km) [#] | |
|---|--|---------------|-------------------------------------|-----|
| | Combined Low | Combined High | High | Low |
| L4 H2 Edition Glazed Panel Van Euro 6D (6.3) | | | | |
| 4000 2.2 (140PS) Turbo D S/S Heavy | 25.7 (11.0) | 40.4 (7.0) | 289 | 185 |
| L4 H2 Dynamic Panel Van Euro 6D (6.3) | | | | |
| 3500 2.2 (140PS) Turbo D S/S Heavy | 25.7 (11.0) | 40.4 (7.0) | 289 | 185 |
| 4000 2.2 (140PS) Turbo D S/S Heavy | 25.7 (11.0) | 40.4 (7.0) | 289 | 185 |
| L4 H3 Dynamic Panel Van Euro 6D (6.3) | | | | |
| 3500 2.2 (140PS) Turbo D S/S Heavy | 25.7 (11.0) | 40.4 (7.0) | 289 | 185 |

S/S = Start/Stop.

[#]Figures shown are for comparison purposes and should only be compared to the fuel consumption and CO₂ values of other vehicles tested to the same technical standard. The fuel consumption achieved, and CO₂ produced, in real world conditions will depend upon a number of factors including, but not limited to: the accessories fitted (pre and post registration); variations in weather; driving styles and vehicle load. The WLTP (Worldwide Harmonised Light Vehicles Test Procedure) is used to measure fuel consumption and CO₂ figures. The CO₂ figures display a range to reflect the highest value for the highest emitting version with all available options added, through to a minimum value to represent the lowest emitting version in standard specification.

Fuel Economy and Emissions (Provisional data)

| | WLTP Fuel economy mpg (litres/100km) [#] | | CO ₂ (g/km) [#] | |
|--|--|---------------|-------------------------------------|-----|
| | Combined Low | Combined High | High | Low |
| L2 H1 Edition Chassis Cab Euro 6D (6.3) | | | | |
| 3500 2.2 (140PS) Turbo D S/S | 20.2 (14.0) | 39.4 (9.0) | 366 | 237 |
| 3500 2.2 (140PS) Turbo D S/S Heavy | 20.2 (14.0) | 39.4 (9.0) | 366 | 237 |
| L3 H1 Edition Chassis Cab Euro 6D (6.3) | | | | |
| 3500 2.2 (140PS) Turbo D S/S | 20.2 (14.0) | 39.4 (9.0) | 366 | 237 |
| 3500 2.2 (165PS) Turbo D S/S Heavy | 20.2 (14.0) | 39.4 (9.0) | 366 | 237 |
| L3 H1 Edition Crew Cab Euro 6D (6.3) | | | | |
| 3500 2.2 (140PS) Turbo D S/S | 20.2 (14.0) | 39.4 (9.0) | 366 | 237 |
| 3500 2.2 (140PS) Turbo D S/S Heavy | 20.2 (14.0) | 39.4 (9.0) | 366 | 237 |

S/S = Start/Stop.

[#]Figures shown are for comparison purposes and should only be compared to the fuel consumption and CO₂ values of other vehicles tested to the same technical standard. The fuel consumption achieved, and CO₂ produced, in real world conditions will depend upon a number of factors including, but not limited to: the accessories fitted (pre and post registration); variations in weather; driving styles and vehicle load. The WLTP (Worldwide Harmonised Light Vehicles Test Procedure) is used to measure fuel consumption and CO₂ figures. The CO₂ figures display a range to reflect the highest value for the highest emitting version with all available options added, through to a minimum value to represent the lowest emitting version in standard specification.

Options – Complete availability of options including dependence should be checked in latest ordering guide

Model Specific Options

| | | Electric model | | |
|---|--------------|----------------|---------|---------|
| | Option code* | Dynamic | Edition | Dynamic |
| Option Packs | | | | |
| Detection Pack – Blind spot detection/Rear traffic alert | UDQ | £200 | | £200 |
| Safety Pack – Passenger airbag/Lane keep assist/Collision avoidance sensor/Brake assist (low speed) – Not available with Road Assist Pack | XAIN | £550 | | £550 |
| Road Assist Pack – Automatic emergency city braking/Lane keep assist/ High beam assist/Traffic sign recognition | XAIP | £850 | | £850 |
| Look Pack 1 (for vans shorter than 6m) – Front fog lights/15-inch and 16-inch wheel covers/ Daytime running lights | XAIL | £270 | | £270 |
| Look Pack 2 (for vans longer than 6m) – Front fog lights/15 and 16-inch wheel covers/ Daytime running lights/Side signals | XAIM | £270 | | £270 |
| Pack Premium Cabin – Automatic lighting and rain-sensitive wipers/Leather-covered steering wheel/ Chrome instrument cluster surround (not available with Crew Cab) | XAIO | £300 | | £300 |
| Safety and Security | | | | |
| Driver and passenger airbag – Double passenger airbag (120l) with bench seat/ Single passenger airbag (60l) with single seat option | AK5 | £180 | £180 | £180 |
| Driver and front passengers' curtain and side-impact airbags | AJ7 | £500 | | £500 |
| Additional foldable key | ECB | £90 | £90 | £90 |
| Speed limiter – 56mph (90km/h) – Factory fitted speed-limiter which cannot be adjusted by driver | KYJ | | £70 | £70 |
| Tyre pressure monitoring system | UJN | £185 | £185 | £185 |
| Facia, instruments and controls | | | | |
| Electronic smart tachograph | TGF | £450 | | £450 |

*Optional at extra cost excluding VAT.

Options – Complete availability of options including dependence should be checked in latest ordering guide

Model Specific Features/Options

| | | Electric model | | |
|---|--------------|----------------|---------|---------|
| | Option code* | Dynamic | Edition | Dynamic |
| Interior | | | | |
| Air conditioning for cab area (including glovebox) | C60 | ● | £700 | ● |
| Automatic air conditioning | C61 | £650 | | £650 |
| Overhead storage compartment | BKP | £75 | | £75 |
| Air suspended driver's seat with full headrest (not available with single passenger's seat) | A5Z | £430 | | £430 |
| Single passenger's seat** | TAXL | No-cost | No-cost | No-cost |
| Vinyl seat trim** | TAXX | No-cost | | No-cost |
| Infotainment | | | | |
| Satellite navigation system: Touchscreen/Digital radio/CD/MP3 player/Bluetooth® | UIT | ● | | ● |
| Mechanical | | | | |
| CANbus interface box – Includes 220A generator | WRF | £140 | £140 | £140 |
| Double leaf reinforced rear suspension | FG1 | | £150 | £150 |
| Rear pneumatic air suspension | FK9 | | | £990 |
| Grip control | H4H | | £550 | £550 |
| Exterior | | | | |
| Mudflaps – front and rear | Q8H | £80 | | £80 |
| Rear-view camera | UVC | | £225 | £225 |
| Outside electrically adjustable, heated and power folding rear-view mirror | D26 | £150 | | £150 |
| Extended mirror arms – 2.34m | 6M2 | £100 | £100 | £100 |
| Mirror extension – 2.20m | 6R2 | £30 | £30 | £30 |

*Optional at extra cost excluding VAT. **Please note that these are optioned via trim codes when ordering.

Options

– Complete availability of options including dependence should be checked in latest ordering guide

Model Specific Options

| | | Electric model | | |
|---|--------------|----------------|---------|---------|
| | Option code* | Dynamic | Edition | Dynamic |
| Load area | | | | |
| Sliding window for standard full-height steel bulkhead | AX9 | £60 | £60 | £60 |
| Offside sliding side-access door (right-hand side) | BSJ | £350 | £350 | £350 |
| Glazing to nearside side-access sliding door (left-hand side) | BSB | £60 | £60 | £60 |
| Glazed rear doors with heated rear windows and internal rear-view mirror | J1X | £250 | £250 | £250 |
| Unglazed rear doors (270° opening) | EB2 | £250 | £250 | £250 |
| Sliding side windows – 2nd row | 5B0 | | £160 | |
| Towing | | | | |
| Fixed tow bar | 8P1 | £400 | | £400 |
| Detachable tow bar | VQ9 | £480 | | £480 |
| Towing hook pre-installation | JNK | £250 | | £250 |
| Rear harness extension | UNF | £30 | | £30 |
| Wheels and Tyres | | | | |
| 15-inch 225/70 R 15 all season ‘mud and snow’ tyres – only available on 3500 models | CWEI | £360 | £360 | £360 |
| 16-inch 225/75 R 16 all season ‘mud and snow’ tyres – 3500 Heavy, 4000 and Movano-e models only | CWEK | £360 | £360 | £360 |

*Optional at extra cost excluding VAT.

Exterior Colours

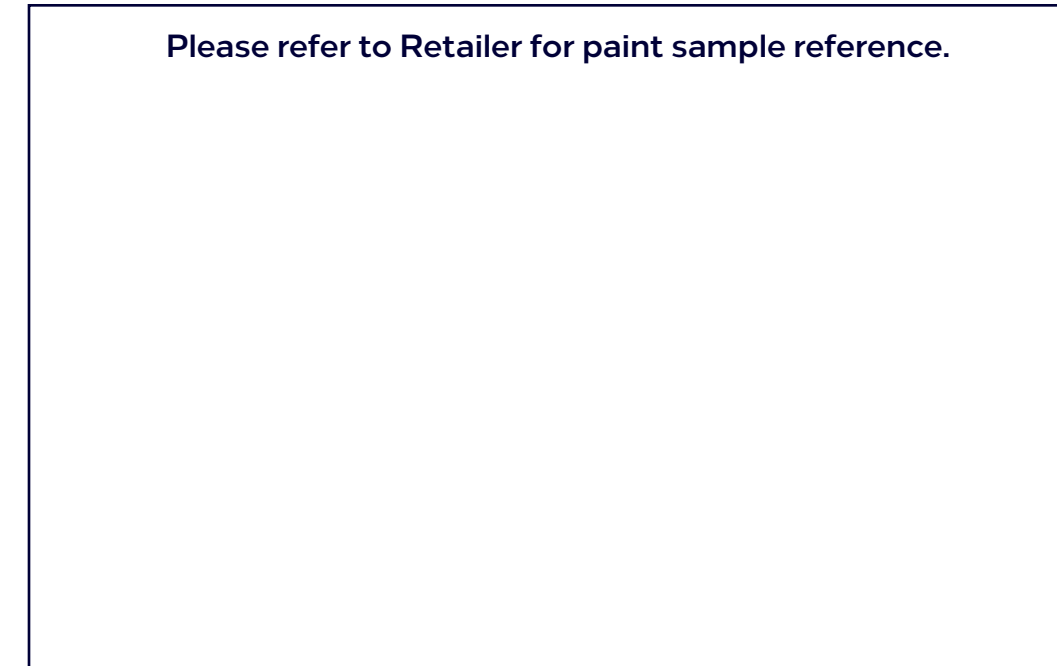
Icy White (10U)*
Solid paint




Thunder Grey (GJD)*
Solid paint



Expedition Grey (10D)*
Solid paint



Metallic Black (GGL)**
Two-coat metallic paint **£650**




Quartz Silver (G4i)**
Two-coat metallic paint **£650**



Iron Grey (GYM)**
Two-coat metallic paint **£650**



Aluminium Grey (10H)**
Two-coat metallic paint **£650**



Effective 6 April 2022

New Movano Model Year 2022A

Special Colours

| | | Electric model | | |
|-------------------------------|--------------|----------------|---------|---------|
| | Option code* | Dynamic | Edition | Dynamic |
| Sulphur Yellow (RAL 1016) | G6T | £700 | £700 | £700 |
| Genet Yellow (RAL 1032) | GRT | £700 | £700 | £700 |
| Rapeseed Yellow (RAL 1021) | GTH | £700 | £700 | £700 |
| Golden Yellow (RAL 1004) | GRU | £700 | £700 | £700 |
| Zinc Yellow (RAL 1018) | GCo | £700 | £700 | £700 |
| Post Yellow (PTT or La Poste) | GV4 | £700 | £700 | £700 |
| Pullman Brown (UPS) | GWB | £700 | £700 | £700 |
| Ultra Marine Blue (RAL 5002) | G1L | £700 | £700 | £700 |
| Pure Orange (RAL 2004) | GTQ | £700 | £700 | £700 |
| Deep Orange (RAL 2011) | GVS | £700 | £700 | £700 |
| Flame Red (RAL 3000) | GRR | £700 | £700 | £700 |
| Traffic Red (RAL 3020) | GBH | £700 | £700 | £700 |
| Fire Red (AFNOR 1801) | GTT | £700 | £700 | £700 |
| Power Blue | GRP | £700 | £700 | £700 |
| Pine Green (RAL 6009) | GTU | £700 | £700 | £700 |
| Onyx Black | G7R | £700 | £700 | £700 |
| Yellow Orange | G7N | £700 | £700 | £700 |
| Stone Grey | G7S | £700 | £700 | £700 |
| Carioca Yellow | G7Y | £700 | £700 | £700 |
| Batik Orange | G5M | £700 | £700 | £700 |
| Noble Blue | G4E | £700 | £700 | £700 |

Additional lead-time for special paint will be confirmed at order placement (event 25). Consult Retailer for details.

*Optional at extra cost excluding VAT.

Wheels and Tyres

| | | Electric model | | |
|---|-------------|----------------|----------------|----------------|
| | Option code | Dynamic | Edition | Dynamic |
| 15-inch steel wheels with centre caps (3500 models) • 215/70 R 15 tyres • Full-size steel spare wheel | | | ● | |
| 16-inch steel wheels with centre caps (3500 Heavy models) • 215/75 R 16 tyres • Full-size steel spare wheel | | | ● | |
| 15-inch steel wheels with full-diameter wheel trims (3500 models) • 215/70 R 15 tyres • Full-size steel spare wheel | | | | ● |
| 16-inch steel wheels with full-diameter wheel trims (3500 Heavy/4000 models) • 215/75 R 16 tyres • Full-size steel spare wheel | | ● | | ● |
| Emergency tyre inflation kit (in lieu of spare wheel) | WTC | No-cost | No-cost | No-cost |

New Movano-e Specifications*

Single-speed electronic drive selector

As the motor is an all-electric single-speed drive unit, there is no need for multiple gears. Instead, the driver selects from the facia-mounted buttons the following:

- **D:** Drive • **N:** Neutral • **R:** Reverse

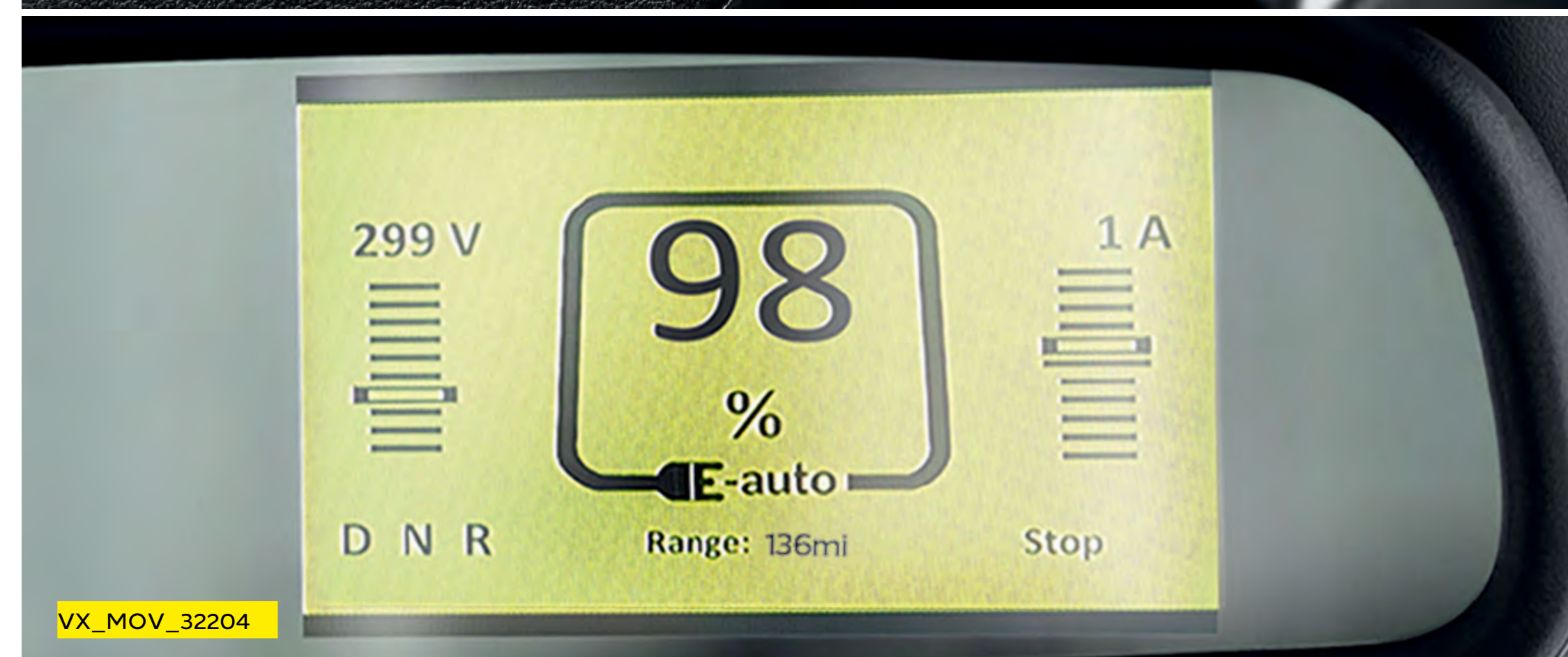
Digital display shown in rear-view mirror:

- Charge level of the drive battery in percentage
- The current (A), voltage (V) level on the drive battery
- 'Go green' on display screen at the start-up

| Drivetrain | Movano-e |
|---------------------------|--|
| CO ₂ emissions | 0g/km |
| Maximum power | 90/120kW/PS |
| Maximum torque | 350/258Nm/lb. ft. |
| Maximum speed | 75mph |
| Transmission | Automatic electric drive with fixed gear ratio |
| Service interval | 12,500 miles/1 year (whichever comes sooner) |

Movano-e has been developed in partnership with specialist technology provider BEDEO. This has derived a different solution to Combo-e and Vivaro-e with following differences:

- Air Conditioning controls remain in the central console but heating controls have a separate digital switch
- Dials for RPM, Fuel and Engine Temperature remain but needles removed as these are not necessary for Movano-e
- Engine management warning lights related to the EV Motor will appear in Rear View Mirror
- Pre-conditioning and Connected Services are not available



The Movano-e is a battery electric vehicle requiring mains electricity for charging. Range data given has been determined according to WLTP test procedure methodology. The figures shown are intended for comparability purposes only and should only be compared to other vehicles tested to the same technical standard. The range you achieve under real world driving conditions will depend upon a number of factors, including but not limited to: the accessories fitted (pre and post registration); charging frequency; personal driving style; vehicle load and route characteristics; variations in weather; heating/air conditioning and battery condition. For more information, contact your local Vauxhall Retailer.

*Provisional data.

New Movano-e Specifications*

Charging

The new Movano-e is fitted as standard with a dual on-board charger (OBC, single-phase 7kW and three-phase 22kW), which can meet all customer uses and charging solutions. Movano-e is also equipped with a type 2 charging cable.

| Charging | | |
|---|--------|----------------------|
| Supply | Socket | Charge Time (0-100%) |
| AC current – Domestic 3 pin socket (2.3kW) | Type 2 | 30h 30m |
| AC current – Home wallbox or public charger (7kW) | Type 2 | 12h |
| AC current – Public charger (22kW)** | Type 2 | 3h 30m |
| DC current – Rapid charger (50kW) | CCS | 1h (0-80%) |

| Battery | |
|--|------------------------------------|
| Battery capacity | 75kWh |
| AC on-board charger speed (standard) | 7.4kW |
| WLTP Range (Combined) | up to 139 miles |
| WLTP Range (City) | up to 160 miles |
| Energy consumption (Combined low/high) | tba |
| Battery warranty | 8 years/100,000 miles/70% capacity |



The Movano-e is a battery electric vehicle requiring mains electricity for charging. Range data given has been determined according to WLTP test procedure methodology. The figures shown are intended for comparability purposes only and should only be compared to other vehicles tested to the same technical standard. The range you achieve under real world driving conditions will depend upon a number of factors, including but not limited to: the accessories fitted (pre and post registration); charging frequency; personal driving style; vehicle load and route characteristics; variations in weather; heating/air conditioning and battery condition. For more information, contact your local Vauxhall Retailer.

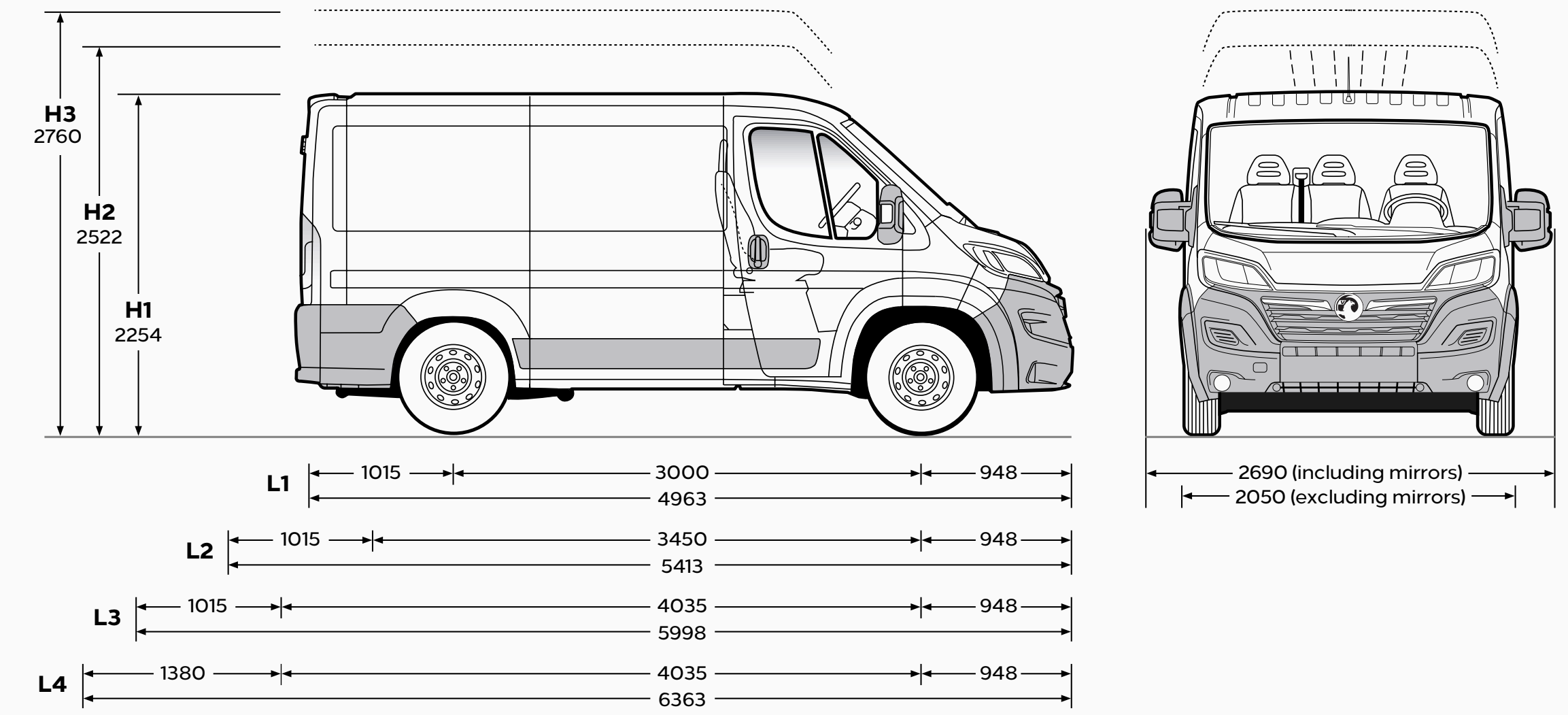
*Provisional data. **Requires optional 22kW on board charger.

Dimensions and Capacities

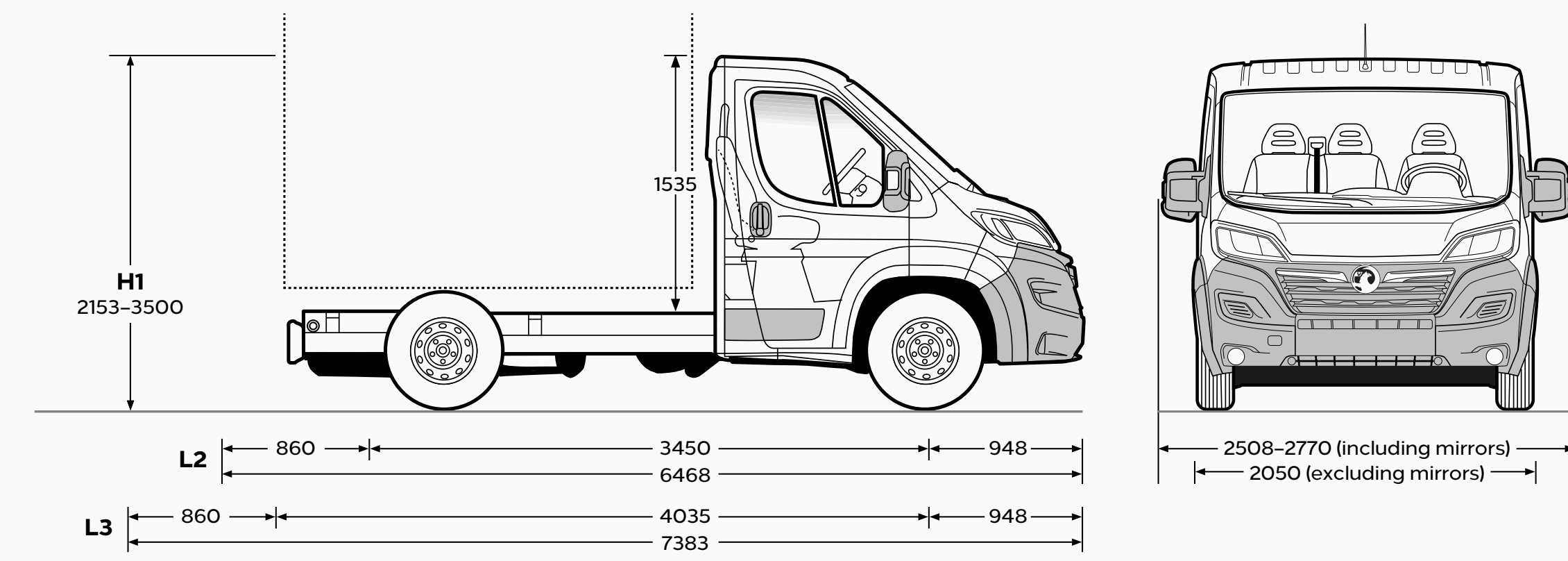
All measurements in mm unless stated otherwise. Heights shown unladen.

| Dimensions | L1 | L2 | | L3 | | L4 | |
|---|---------|---------|---------|---------|---------|---------|---------|
| | H1 | H1 | H2 | H2 | H3 | H2 | H3 |
| Volume (m ³) | 8 | 10 | 11.5 | 13 | 13 | 15 | 17 |
| Load length at floor | N/A | 3120 | 3120 | 3705 | 3705 | 4070 | 4070 |
| Load length at mid-height with bulkhead | 2525 | 2914 | 2914 | 3555 | 3555 | 3920 | 3920 |
| Load width (maximum) | 1870 | 1870 | 1870 | 1870 | 1870 | 1870 | 1870 |
| Load width between wheel arches | 1422 | 1422 | 1422 | 1422 | 1422 | 1422 | 1422 |
| Load height (maximum) | 1485 | 1662 | 1932 | 1932 | 2172 | 1932 | 2172 |
| Sliding side door width | 1075 | 1250 | 1250 | 1250 | 1250 | 1250 | 1250 |
| Sliding side door height | 1485 | 1485 | 1755 | 1755 | 1755 | 1755 | 1755 |
| Rear doors width | 1562 | 1562 | 1562 | 1562 | 1562 | 1562 | 1562 |
| Rear doors height | 1520 | 1520 | 1790 | 1790 | 2030 | 1790 | 2030 |
| Load sill height (min-max) | 506-509 | 503-506 | 493-559 | 503-557 | 505-552 | 594-602 | 555-563 |
| Ground clearance (min-max) | 159-176 | 158-181 | 158-190 | 158-181 | 154-197 | 221-224 | 181-184 |

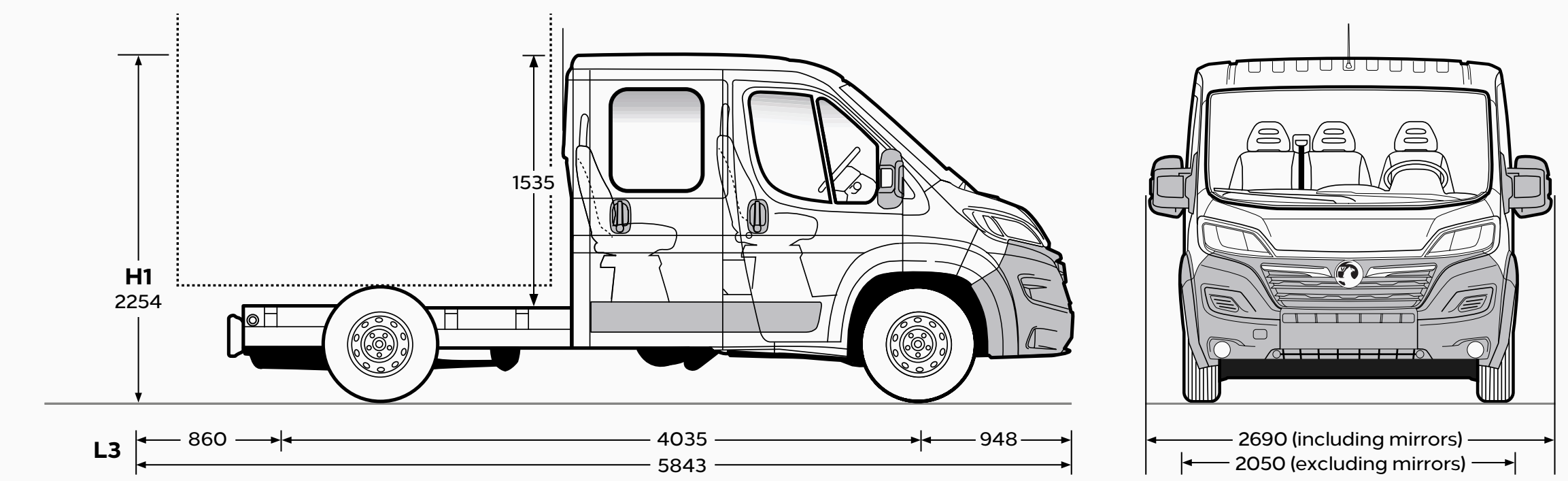
Panel Van



Chassis Cab



Chassis Crew Cab



Free2Move Connect Fleet



Free2Move Connect Fleet is an online fleet management platform. With real-time data provided by on-board vehicle telematics, you have access to this business solution for optimised monitoring of your fleet.

Vauxhall Connect, our vehicle telematics system, is already fitted to many new Vauxhall Light Commercial Vehicles as standard specification. If not standard on the vehicle of your choice, it can usually be ordered as a factory option, or fitted as an accessory box to your existing fleet. It's simply activated over-the-air when you subscribe to Free2Move Connect Fleet.

Control the performance of your Fleet in real-time

Free2Move Connect Fleet offers many benefits and can be used in different ways depending on your own business needs. In particular, it enables you to:

- Control operating costs by tracking mileage and fuel consumption
- Optimise the activity of your field teams and optimise vehicle call-outs using geolocation
- Simplify maintenance planning for your vehicles with automated tracking of service and maintenance alerts
- Reduce risk through monitoring employees driving behaviour, with safety and eco-driving data and personalised advice
- Improve transparency of time-led billing by proving how long your vehicle was on a site
- Set custom reporting to suit your needs

Three-level connectivity service

Pack 1 – Fleet Management

- Tracking journey times and mileage
- Mechanical alerts and remote diagnostic information in real-time
- Accurate assessment of fuel consumption and costs
- Automated monitoring of maintenance and service cycles

Pack 2 – Eco driving

- Driving behaviour analysis (acceleration, hard braking, etc)
- Customised eco-driving advice for the driver

Pack 3 – Geolocation

- Real-time GPS tracking of all vehicles in the fleet
- Time-stamped tracking of the routes taken and analysis of downtime
- Reduction in non-essential use with a set of configurable area entry/exit alerts

Please note all above are 12-month contracts.

EV battery management

Monitor critical battery status in real-time to upload important charging and maintenance protocols.

- Pre-condition battery via smartphone app
- Real-time range data
- Improved fleet rotation to boost productivity and promote longer battery lifespan
- Visibility of battery re-generation, battery discharge, temperature, voltage and amperage to provide real-time alerts and warnings before battery damage occurs

Vauxhall Connect is standard on the following vehicles: Combo-e, Vivaro-e and New Movano Diesels and is optional at extra-cost on all other Combo and Vivaro Diesel models. Please note, Vauxhall Connect is not available on Movano-e.

For more information, please contact your local Fleet Sales Manager [here](#) or visit the Free2move website [here](#)



Glossary of Terms

Plated weight

The maximum weight to which a vehicle or an axle may be loaded, determined either by the design of the components or by legislation. All commercial vehicles must carry a manufacturer's 'plate' showing the vehicle and axle gross 'plated weights'. It is an offence to drive a vehicle in a condition where any of these weights are exceeded.

Minimum Mass

Minimum Mass ('Mass in running order' on Certificate of Conformity and 'Mass in Service' on V5C form) is defined according to European Type Approval and include all fluids, tools and 90% fuel load. It is minimum mass for this variant and does not consider local specification/trim or deletable options (specific to Movano). Weights are also subject to manufacturing tolerances (EU Legislation allows 5% tolerance).

Gross Vehicle Weight (GVW)

The total permissible weight of a vehicle including payload and passengers, as shown on the manufacturer's plate.

Gross Combination Weight (GCW)

The maximum permissible weight of a vehicle, including payload and passengers, combined with the total weight of any trailer it is towing. The maximum GCW weight limit is quoted on the vehicle plate and must not be exceeded.

Payload

The total permissible weight that can be carried without exceeding the vehicle's plated weight. Payload do not include driver but do take into consideration specification/trim level:

Weights are also subject to manufacturing tolerances (EU Legislation allows 5% tolerance). Payload does not consider any additional options that a customer may order.

Roof loads

Movano roof load should not exceed 100kg including the weight of the roof rack/carrier.

Maximum towing weight

The maximum weight of any trailer and its load which may be towed within the limit of the vehicle's plated Gross Combination Weight (GCW). It is based on the ability of the vehicle – at full GCW – to restart on a 12% gradient, which is approximately 1 in 8.3, at sea level. At altitudes above 1500 metres, the engine output may drop with a corresponding reduction in towing capability. It is the operator's responsibility to ensure that the trailer noseweight does not cause the rear axle plated weight of the towing vehicle to be exceeded.

Always fit Vauxhall towing attachments and accessories available from your Vauxhall Commercial Vehicle Retailer. They are designed specifically for Vauxhall models and carry a 12-month warranty.

Conversions

A new conversion portal has been introduced. This significantly improves the transparency and response of all communication with body-builders, and converters: converters-and-groupe-psa.com

This website contains complete technical guidelines necessary to convert Vauxhall commercial vehicles – Combo (eK9/K9); Vivaro (eKO/KO); Movano (eX250/X250).

- Conversion Guidelines
- 2D Drawings
- 3D CAD
- WLTP Range/Emission Calculator
- Technical Questions
- Conversion Approval including LONO

Any converter of Vauxhall product should create an account on this portal including those using IVA as approval process. In fact WLTP will make this necessary.

Glossary of Terms

Commercial Vehicle Categories

Differences between M1/N1 and M2/N2 (Vehicles with GVW above 3500kg)

Category M: Passenger carriers

Category M1: Vehicles designed and constructed for the carriage of passengers and comprising no more than eight seats in addition to the driver's seat.

Category M2: Vehicles designed and constructed for the carriage of passengers, comprising more than eight seats in addition to the driver's seat, and having a maximum mass not exceeding 5 tonnes.

Category N: Goods vehicles

Category N1: Vehicles designed and constructed for the carriage of goods and having a maximum mass not exceeding 3.5 tonnes.

Category N2: Vehicles designed and constructed for the carriage of goods and having a maximum mass exceeding 3.5 tonnes but not exceeding 12 tonnes.

Specific differences, all M2/N2 require the following:

Speed limiter: All M2/N2 vehicles are legally required to be speed limited. M2 to 62mph and N2 to 56mph.

Driver licence: Commercial vehicles with GVW greater than 3.5 tonnes have different license requirements. For any new drivers C1 category is necessary. Under some circumstances (social purposes for a non-commercial body) it is possible to drive a minibus without a D1 entitlement (Minibus) however eligibility for this exemption should be confirmed with DVSA.

Driver CPC: Driver Certificate of Professional Competence mandates 35 hours of periodic training every 5 years to maintain licence (from September 2014).

Tachograph: It is a legal requirement to administer the activities of drivers subject to the EU or AETR drivers' hours rules, and also record the vehicle's speed, distance and time. A Smart Card is required for digital tachograph and these are available from the DVLA. The tachograph of a new vehicle must be calibrated within two weeks of first registration.

Operator's Licence: This may also be required to ensure that vehicles are kept safe and in good condition at all times. Specifically for M2, PSV (public service vehicle) operator's licence is required. Exemptions in some circumstances may be permitted but this should always be confirmed with DVSA.

MOT Testing: M2/N2 must be tested each year, and vehicle presented with a completed Certificate of Conformity (CoC). This is available from Vauxhall (regdata@gm.com) or from converter in case of second-stage conversion.

Further Information

Vauxhall on-the-road recommended retail prices (RRP)

To eliminate uncertainty about hidden costs incurred when buying a new commercial vehicle, Vauxhall publishes on-the-road prices and these are shown in the pricing tables within this price guide. The prices shown are manufacturer's recommended retail prices (RRP) unless otherwise stated, exclusive of VAT (currently at a rate of 20% which may be payable). These prices include the recommended cost of number plates, delivery to a Vauxhall Retailer of £583.33 (£700.00 including VAT), 12 months' Government Vehicle Excise Duty* and the DVLA new vehicle first registration fee of £55.00.*

Please note: The RRP does not include fuel supplied by the Retailer, motor insurance or any other goods or services supplied by agreement between the Retailer and customer.

*Correct at time of publication.

Price protection

Order a new Vauxhall for build in the current model year (as confirmed by your Retailer) for delivery no more than three months in advance and the price you are quoted is the price you pay. This is irrespective of any subsequent price rises between placing your order and delivery of your new car, but you must take delivery as soon as the car is available.

Please note: Price protection does not apply to electric/hybrid models. Vauxhall Motors Limited is not liable for price adjustments caused by Government changes in the rate of VAT (currently 20%), Vehicle Excise Duty, DVLA new vehicle first registration fee or by any other applicable legislation or regulations.

In the event of an accident...

Vauxhall Accident Management helps keep you mobile following an accident. Benefits include vehicle recovery, Vauxhall-approved repairs and contacting your insurer. For more details, visit vauxhall.co.uk/AccidentManagement

Vehicle Excise Duty

The amount of Vehicle Excise Duty (road fund licence) payable on new commercial vehicles varies depending on gross vehicle weight (GVW) and European standard emissions compliance.

Customer Care Commitment

For added peace of mind, Vauxhall has an innovative Customer Care Commitment** that offers the following:

- Three-year vehicle warranty consisting of a one-year/unlimited mileage manufacturer's warranty and a second and third year manufacturer's warranty with a 100,000 miles limitation
- Vauxhall Assistance for 12 months from first registration
- Five years' body panel anti-perforation warranty

**Warranty is only on vehicles sourced from Vauxhall Motors Limited. Terms and conditions apply – please see your Vauxhall Retailer for details.

Vauxhall Assistance

Vauxhall Assistance is provided Automatically with every new Vauxhall Commercial Vehicle for 12 months from first registration and covers everything from accidents, mechanical breakdown to flat tyres. With Vauxhall Assistance help is literally just a free[†] phone call away, 24 hours a day, 365 days a year!

[†]Mobile phone users will be charged at their standard tariff.

Vauxhall Extended Warranty

For complete peace of mind Vauxhall offers an extended warranty that can be purchased on an annual basis following the expiry of the original new vehicle warranty. It covers most mechanical and electrical components. Terms and conditions apply, for further details please contact your local Vauxhall Retailer.

Protecting the environment

Our products are increasingly winning environmental awards, both through the use of more recycled materials and by becoming cleaner and more efficient. For information on Vauxhall's efforts to achieve an environmentally sustainable future, including information on Design for Recycling, take-back of End-of-Life Vehicles (ELVs), and the recycling of ELVs, see vauxhall.co.uk/recycling

Van Business Centres

Keeping your van on the road. We know how important your van is to you, that's why we're geared up to minimise your downtime.

Our nationwide Van Business Centres provide fast, convenient value for money servicing, repairs and MOTs.

- All work is carried out by Vauxhall trained technicians using only genuine parts
- No appointments are required for diagnosis and we offer a 'while you wait' service

We have all the expertise required and will spare no effort to get you back in business as soon as possible.

Vauxhall Service Plan

Vauxhall Retailers offer a great service for owners of all Vauxhall vehicles. Value for money, regular offers and free check-ups, combined with the peace of mind that comes from using Vauxhall-trained technicians and genuine parts, help keep your vehicle in peak condition at all times. Every Vauxhall Retailer supports our customer promise:

We are Vauxhall experts

- Fully Vauxhall-trained technicians
- We use Vauxhall approved diagnostic equipment and specialist tools
- Full access to Vauxhall repair databases and technical centres

We are transparent

- Our invoicing will clearly set out the work at the price agreed with no hidden extras

We are never beaten on price

- We will match any written like for like service/repair quote from a local^{††} competitor using genuine repair methods and parts

We are convenient

- Flexible booking times to suit you
- 'One-stop shop' for every type of Vauxhall service
- While you wait facility on stocked tyres, batteries and exhausts
- Free courtesy vehicle or local collection with annual services and warranty work

We are thorough

- 25 point safety check with any workshop visit
- No obligation advice on essential and non-essential work
- Free check for safety enhancements and upgrades to your vehicle and software
- Free 'Wash and Vac' with every annual service
- Free fitting of wipers and external bulbs with annual services

^{††}A radius of five miles/20 minutes from your Vauxhall Retailer.

For more product information

For further information on the Vauxhall range or location of your nearest Vauxhall Retailer please call **0345 600 1500**. Alternatively, details can be found on our website at vauxhall.co.uk

For more information call **0345 600 1500**

Discover the full Vauxhall range at **[vauxhall.co.uk](https://www.vauxhall.co.uk)**

Join us online

The invoice price, including delivery to Retailer, factory-fitted options, accessories fitted by the Retailer and number plates, is subject to VAT. Some feature descriptions in this guide may refer to, and some illustrations may show, optional equipment not included in the standard delivery. The information contained in this guide was accurate at the time of publication. We reserve the right to make changes in design and equipment. Please note that Vauxhall Retailers are not the agents of Vauxhall Motors Limited and are not authorised to bind Vauxhall Motors Limited by any specific or implied undertaking or representation. It is advisable to ensure that your motor insurance policy provides adequate cover for additional fitted options and accessories. The colours in this guide are only approximate actual colours. Illustrated optional equipment is available at extra charge. Availability, technical features and equipment provided on our vehicles can vary by model. For precise information on the equipment provided on our vehicles, please contact your local Vauxhall Retailer.

VAUXHALL