

Price and Specification Guide
6 October 2021 | Model Year 2022A



New Movano

Including Movano-e Range

Contents

To find the information you want use the links below to navigate around the guide:

[Choose Your Body Variant](#)

[Range Highlights](#)

[Models](#)

[Prices and Weights](#)

[Fuel Economy and Emissions](#)

[Options](#)

[Exterior Colours](#)

[Wheels and Tyres](#)

[Movano-e Specifications](#)

[Glossary of Terms](#)

[Further Information](#)

Choose Your Body Variant

Panel Van – L2 models



VX_MOV_32228

L2 H1 F3500



VX_MOV_32229

L2 H2 F3500

Panel Van – L3 models



VX_MOV_32233

L3 H2 F3500



VX_MOV_32233

L3 H2 F3500/F3500 Heavy



VX_MOV_32231


L3 H3 F3500

Panel Van – L4 models



VX_MOV_32230

L4 H2 F3500



VX_MOV_32230

L4 H2 F3500 Heavy/F4000 Heavy



VX_MOV_32232

L4 H3 F3500 Heavy

Chassis Cab



VX_MOV_32234

L2 H1 F3500



VX_MOV_32235

L3 H1 F3500

Crew Cab



VX_MOV_32236

L3 H1 F3500

New Movano Range Highlights

Edition

Standard features include:

- Radio
 - AM/FM/DAB digital radio
 - Bluetooth®
 - USB connection
 - Roof mounted aerial
- Vauxhall Connect
- 15-inch steel wheels with centre caps (3500 models)
- 16-inch steel wheels with centre caps (3500 Heavy/4000 models)
- Full-size spare wheel
- Side-repeat indicators
- Steering wheel mounted controls
- Steering column adjustable for reach
- Electronic cruise control with speed limiter
- Electrically adjustable/heated door mirrors with twin lenses
- Manually foldable door mirrors
- Electrically operated front windows
- Nearside sliding side-access door
- Twin unglazed rear doors
- Driver's airbag
- Electronic stability programme
- Remote control security alarm system
- Hill start assist
- Full-height steel bulkhead
- Daytime running lights
- Remote control central deadlocking
- Six-way adjustable driver's seat
- Dual passenger's bench seat
- Seatbelt unfastened warning
- Two cupholders/phone storage
- 12-volt accessory socket in cabin

New Movano-e Dynamic/Dynamic

Features over Edition models:

- Satellite Navigation system
 - 5-inch colour touchscreen
 - USB charger
- Air conditioning
- Rear parking distance sensors
- Glovebox including air-conditioning cooling functionality
- Document holder

Please note: Movano-e Dynamic models do not include Vauxhall Connect.

Edition Chassis/Chassis Crew Cab

Chassis Cab and Chassis Crew Cab models provide the perfect base for the forthcoming factory-backed conversions due to be announced in Q4: Tipper, Dropside, Luton Van and Curtainsider. They also provide an excellent base for a wide variety of specialist body conversions

Chassis Crew Cabs additionally feature:

- Four passenger rear bench seat with underseat storage

New Movano-e Dynamic



Dynamic OTR from £55,723.33*

Infotainment:

- Satellite Navigation system
 - 5-inch colour touchscreen
 - AM/FM/DAB digital radio
 - Bluetooth®
 - USB connection/charger
 - Roof mounted aerial

Interior convenience/styling:

- Air conditioning
- Six-way driver's seat with lumbar adjustment
- Driver's seat armrest
- Dual passenger's bench seat
- Glovebox including air-conditioning cooling functionality
- Document holder
- Electronic cruise control
- Speed limiter
- Steering wheel mounted controls
- Steering column adjustable for reach
- 12-volt accessory socket in cabin

Exterior convenience/styling:

- Rear parking distance sensors
- Electrically adjustable/heated door mirrors with twin lenses
- Manually foldable door mirrors
- Electrically operated front windows
- Nearside sliding side-access door
- Twin unglazed rear doors
- 16-inch steel wheels with centre caps
- Full-size spare wheel
- Side-repeat indicators

Safety/security:

- Remote control security alarm system
- Driver's airbag
- Electronic stability programme
- Hill start assist
- Full-height steel bulkhead
- Daytime running lights
- Remote control central deadlocking
- Seatbelt unfastened warning

New Movano Edition



VX_MOV_32200

Edition OTR from £32,388.33*

Infotainment:

- Radio
 - AM/FM/DAB digital radio
 - Bluetooth®
 - USB connection
 - Roof mounted aerial
- Vauxhall Connect

Interior convenience/styling:

- Six-way adjustable driver's seat
- Dual passenger's bench seat
- Electronic cruise control
- Steering wheel mounted controls
- Steering column adjustable for reach
- Two cupholders/phone storage
- 12-volt accessory sockets in cabin/load area

Exterior convenience/styling:

- Electrically adjustable/heated door mirrors with twin lenses
- Manually foldable door mirrors
- Electrically operated front windows
- Nearside sliding side-access door
- Twin unglazed rear doors
- 15-inch steel wheels with centre caps (3500 models)
- 16-inch steel wheels with centre caps (3500 Heavy/4000 models)
- Full-size spare wheel
- Side-repeat indicators

Safety/security:

- Remote control security alarm system
- Driver's airbag
- Electronic stability programme
- Hill start assist
- Full-height steel bulkhead
- Daytime running lights
- Remote control central deadlocking
- Seatbelt unfastened warning

Chassis Crew Cab OTR from £29,458.33*

Chassis Crew Cabs additionally feature:

- Four passenger rear bench seat with underseat storage

*OTR price excluding VAT.

New Movano Dynamic



VX_MOV_32197

Dynamic OTR from £34,218.33*

Infotainment:

- Satellite Navigation system
 - 5-inch colour touchscreen
 - AM/FM/DAB digital radio
 - Bluetooth®
 - USB connection/charger
 - Roof mounted aerial
- Vauxhall Connect

Interior convenience/styling:

- Air conditioning
- Six-way driver's seat with lumbar adjustment
- Driver's seat armrest
- Dual passenger's bench seat
- Glovebox including air-conditioning cooling functionality
- Document holder
- Electronic cruise control
- Speed limiter
- Steering wheel mounted controls
- Steering column adjustable for reach
- Two cupholders/phone storage
- 12-volt accessory sockets in cabin/load area

Exterior convenience/styling:

- Rear parking distance sensors
- Electrically adjustable/heated door mirrors with twin lenses
- Manually foldable door mirrors
- Electrically operated front windows
- Nearside sliding side-access door
- Twin unglazed rear doors
- 15-inch steel wheels with centre caps (3500 models)
- 16-inch steel wheels with centre caps (3500 Heavy/4000 models)
- Full-size spare wheel
- Side-repeat indicators

Safety/security:

- Remote control security alarm system
- Driver's airbag
- Electronic stability programme
- Hill start assist
- Full-height steel bulkhead
- Daytime running lights
- Remote control central deadlocking
- Seatbelt unfastened warning

*OTR price excluding VAT.

New Movano-e Panel Van Prices/Weights (Provisional data)

	Model/ Pack Code	Orderable Option Code	Minimum Mass (kg)*	Maximum indicative payload (kg)*	Gross Vehicle Weights (GVW) (kg)	Plated weights (kg)		Price (£) exc. VAT	On-the-road RRP before PiVG (£) exc. VAT	On-the-road RRP after PiVG (£) exc. VAT
						Front axle	Rear axle			
L3 H2 FWD Dynamic Panel Van										
3500 90kW (120PS) auto Heavy – 70kWh battery	XG05 9DQ1	IM5L G02	2760	710	3500	2100	2400	61,085.00	61,723.33	55,723.33
L4 H2 FWD Dynamic Panel Van										
3500 90kW (120PS) auto Heavy – 70kWh battery	XG05 9DQ1	IM7K G02	2855	665	3500	2100	2400	61,985.00	62,623.33	56,623.33

Please note: On-the-road recommended retail prices (RRP) include number plates and delivery to Retailer of £583.33 exc. VAT (£700.00 inc. VAT) and new vehicle first registration fee of £55.00 (correct at time of publication). Excludes fuel and insurance. Price has been calculated using manufacturer estimates and includes an OZEV grant of up to £6,000.00 which has been deducted from the price of the vehicle (OZEV Grant not available in the Isle of Man). New Movano-e is expected to be a qualifying model for this grant subject to acceptance by OZEV. Please check with your Retailer for latest status. The grant is a government incentive and is subject to withdrawal prior to delivery of your vehicle. Retailers may be required to carry out more than one credit check during the course of the order process. You may be required to place a deposit when placing your order with your supplying Retailer. In the event of a price change, deposit refunds will be governed by your supplying Retailer's policy and as such must be discussed with the supplying Retailer.

*For definitions please refer to Glossary of Terms. Gross plated weights (including axle weights) quoted on the vehicle plate are to UK plated weight specification and must never be exceeded.

Movano-e is not covered by our Price Protection Guarantee. See 'Further Information' page for details.

New Movano Panel Van Prices/Weights (Provisional data)

	Model/ Pack Code	Orderable Option Code	Minimum Mass (kg)*	Maximum indicative payload (kg)*	Gross Vehicle Weights (GVW) (kg)	Plated weights (kg)		Towing weights (kg) Braked	Plated Gross Combination Weights (GCW) (kg)	Price (£) exc. VAT	On-the-road RRP (£) exc. VAT
						Front axle	Rear axle				
L2 H1 FWD Edition Panel Van Euro 6D (6.3)											
3500 2.2 (140PS) Turbo D	XA05 PQ61	IM3F G01	2133	1570	3500	1870	2000	2500	6000	31,475.00	32,388.33
L2 H2 FWD Edition Panel Van Euro 6D (6.3)											
3500 2.2 (140PS) Turbo D S/S	XA05 PQ61	IM3K G01	2138	1545	3500	1870	2000	2500	6000	32,275.00	33,188.33
L2 H2 FWD Dynamic Panel Van Euro 6D (6.3)											
3500 2.2 (140PS) Turbo D S/S	XA05 PQ61	IM3K G02	2138	1545	3500	1870	2000	2500	6000	33,305.00	34,218.33
L3 H2 FWD Edition Panel Van Euro 6D (6.3)											
3500 2.2 (140PS) Turbo D S/S	XA05 PQ61	IM5K G01	2188	1495	3500	1870	2000	2500	6000	33,075.00	33,988.33
3500 2.2 (140PS) Turbo D S/S Heavy	XA05 PQ61	IM5L G01	2228	1455	3500	2100	2400	3000	6500	33,375.00	34,288.33
L3 H2 FWD Dynamic Panel Van Euro 6D (6.3)											
3500 2.2 (140PS) Turbo D S/S	XA05 PQ61	IM5K G02	2188	1495	3500	1870	2000	2500	6000	34,105.00	35,018.33
3500 2.2 (140PS) Turbo D S/S Heavy	XA05 PQ61	IM5L G02	2228	1455	3500	2100	2400	3000	6500	34,405.00	35,318.33
3500 2.2 (165PS) Turbo D S/S	XA05 PR61	IM5K G02	2188	1495	3500	1870	2000	2500	6000	35,015.00	35,928.33
L3 H3 FWD Edition Panel Van Euro 6D (6.3)											
3500 2.2 (140PS) Turbo D S/S	XA05 PQ61	IM5N G01	2213	1470	3500	1870	2000	2500	6000	33,875.00	34,788.33
L3 H3 FWD Dynamic Panel Van Euro 6D (6.3)											
3500 2.2 (140PS) Turbo D S/S	XA05 PQ61	IM5N G02	2213	1470	3500	1870	2000	2500	6000	34,905.00	35,818.33
L4 H2 FWD Dynamic Panel Van Euro 6D (6.3)											
3500 2.2 (140PS) Turbo D S/S Heavy	XA05 PQ61	IM7L G02	2273	1410	3500	2100	2400	3000	6500	35,205.00	36,118.33
4000 2.2 (140PS) Turbo D S/S Heavy	XA05 PQ61	IM7M G02	2273	1910	4000	2100	2400	2500	6500	36,565.00	37,368.33
L4 H3 FWD Dynamic Panel Van Euro 6D (6.3)											
3500 2.2 (140PS) Turbo D S/S Heavy	XA05 PQ61	IM7o G02	2303	1380	3500	2100	2400	3000	6500	36,005.00	36,918.33

S/S = Start/Stop.

Please note: On-the-road recommended retail prices (RRP) include number plates and delivery to retailer of £583.33 (exc. VAT), 12 months' Vehicle Excise Duty and new vehicle first registration fee of £55.00. Excludes fuel and insurance.

*For definitions please refer to Glossary of Terms. Gross plated weights (including axle weights) quoted on the vehicle plate are to UK plated weight specification and must never be exceeded. Unbraked towing weight 750kg – all models.

New Movano Chassis/Crew Cab Prices/Weights (Provisional data)

	Model/ Pack Code	Orderable Option Code	Minimum Mass (kg)*	Maximum indicative payload (kg)*	Gross Vehicle Weights (GVW) (kg)	Plated weights (kg)		Towing weights (kg) Braked	Plated Gross Combination Weights (GCW) (kg)	Price (£) exc. VAT	On-the-road RRP (£) exc. VAT
						Front axle	Rear axle				
L2 H1 FWD Edition Chassis Cab Euro 6D (6.3)											
3500 2.2 (140PS) Turbo D S/S	XA03 PQ61	IM4F G01	1710	1790	3500	1850	2000	2500	6000	28,545.00	29,458.33
L3 H1 FWD Edition Chassis Cab Euro 6D (6.3)											
3500 2.2 (140PS) Turbo D S/S	XA03 PQ61	IM6F G01	1730	1770	3500	1850	2000	2500	6000	29,145.00	30,058.33
L3 H1 FWD Edition Crew Cab Euro 6D (6.3)											
3500 2.2 (140PS) Turbo D S/S	XA43 PQ61	IM6X G01	1945	1555	3500	1850	2000	2500	6000	30,395.00	31,308.33

S/S = Start/Stop.

Please note: On-the-road recommended retail prices (RRP) include number plates and delivery to retailer of £583.33 (exc. VAT), 12 months' Vehicle Excise Duty and new vehicle first registration fee of £55.00. Excludes fuel and insurance.

*For definitions please refer to Glossary of Terms. Gross plated weights (including axle weights) quoted on the vehicle plate are to UK plated weight specification and must never be exceeded. Unbraked towing weight 750kg – all models.

Fuel Economy and Emissions (Provisional data)

	WLTP Fuel economy mpg (litres/100km) [#]		CO ₂ (g/km) [#]	
	Combined Low	Combined High	High	Low
L2 H1 FWD Edition Panel Van Euro 6D (6.3)				
3500 2.2 (140PS) Turbo D	25.7 (11.0)	40.4 (7.0)	289	185
L2 H2 FWD Edition Panel Van Euro 6D (6.3)				
3500 2.2 (140PS) Turbo D S/S	25.7 (11.0)	40.4 (7.0)	289	185
L2 H2 FWD Dynamic Panel Van Euro 6D (6.3)				
3500 2.2 (140PS) Turbo D S/S	25.7 (11.0)	40.4 (7.0)	289	185
L3 H2 FWD Edition Panel Van Euro 6D (6.3)				
3500 2.2 (140PS) Turbo D S/S	25.7 (11.0)	40.4 (7.0)	289	185
3500 2.2 (140PS) Turbo D S/S Heavy	25.7 (11.0)	40.4 (7.0)	289	185
L3 H2 FWD Dynamic Panel Van Euro 6D (6.3)				
3500 2.2 (140PS) Turbo D S/S	25.7 (11.0)	40.4 (7.0)	289	185
3500 2.2 (140PS) Turbo D S/S Heavy	25.7 (11.0)	40.4 (7.0)	289	185
3500 2.2 (165PS) Turbo D S/S	25.4 (11.1)	40.4 (7.0)	292	185
L3 H3 FWD Edition Panel Van Euro 6D (6.3)				
3500 2.2 (140PS) Turbo D S/S	25.7 (11.0)	40.4 (7.0)	289	185
L3 H3 FWD Dynamic Panel Van Euro 6D (6.3)				
3500 2.2 (140PS) Turbo D S/S	25.7 (11.0)	40.4 (7.0)	289	185
L4 H2 FWD Dynamic Panel Van Euro 6D (6.3)				
3500 2.2 (140PS) Turbo D S/S Heavy	25.7 (11.0)	40.4 (7.0)	289	185
4000 2.2 (140PS) Turbo D S/S Heavy	25.7 (11.0)	40.4 (7.0)	289	185
L4 H3 FWD Dynamic Panel Van Euro 6D (6.3)				
3500 2.2 (140PS) Turbo D S/S Heavy	25.7 (11.0)	40.4 (7.0)	289	185

S/S = Start/Stop.

[#]Figures shown are for comparison purposes and should only be compared to the fuel consumption and CO₂ values of other vehicles tested to the same technical standard. The fuel consumption achieved, and CO₂ produced, in real world conditions will depend upon a number of factors including, but not limited to: the accessories fitted (pre and post registration); variations in weather; driving styles and vehicle load. The WLTP (Worldwide Harmonised Light Vehicles Test Procedure) is used to measure fuel consumption and CO₂ figures. The CO₂ figures display a range to reflect the highest value for the highest emitting version with all available options added, through to a minimum value to represent the lowest emitting version in standard specification.

Fuel Economy and Emissions (Provisional data)

	WLTP Fuel economy mpg (litres/100km) [#]		CO ₂ (g/km) [#]	
	Combined Low	Combined High	High	Low
L2 H1 FWD Edition Chassis Cab Euro 6D (6.3)				
3500 2.2 (140PS) Turbo D S/S	20.2 (14.0)	39.4 (9.0)	366	237
L3 H1 FWD Edition Chassis Cab Euro 6D (6.3)				
3500 2.2 (140PS) Turbo D S/S	20.2 (14.0)	39.4 (9.0)	366	237
L3 H1 FWD Edition Crew Cab Euro 6D (6.3)				
3500 2.2 (140PS) Turbo D S/S	20.2 (14.0)	39.4 (9.0)	366	237

S/S = Start/Stop.

[#]Figures shown are for comparison purposes and should only be compared to the fuel consumption and CO₂ values of other vehicles tested to the same technical standard. The fuel consumption achieved, and CO₂ produced, in real world conditions will depend upon a number of factors including, but not limited to: the accessories fitted (pre and post registration); variations in weather; driving styles and vehicle load. The WLTP (Worldwide Harmonised Light Vehicles Test Procedure) is used to measure fuel consumption and CO₂ figures. The CO₂ figures display a range to reflect the highest value for the highest emitting version with all available options added, through to a minimum value to represent the lowest emitting version in standard specification.

Options

Model Specific Features/Options

	Option code*	Electric model Dynamic	Edition	Dynamic
Option Packs				
Detection Pack – Blind spot detection/Rear traffic alert	UDQ	£200		£200
Road Assist Pack – Automatic emergency city braking/Lane keep assist/ High beam assist/Traffic sign recognition	XAIP	£850		£850
Safety Pack – Passenger airbag/Lane keep assist/Automatic emergency city braking	XAIN			tba
Safety and Security				
Driver and passenger airbag – Double passenger airbag (120l) with bench seat/ Single passenger airbag (60l) with single seat option	AK5	£180	£180	£180
Driver and front passengers' curtain and side-impact airbags	AJ7	£500		£500
Additional foldable key	ECB	tba	tba	tba
Speed limiter (choice of three: 56mph (90km/h), 62mph (100km/h) or 76mph (120km/h)) – Factory fitted speed-limiters which cannot be adjusted by driver	KYJ/KYK/KYS		£70	£70

Options

Model Specific Features/Options

	Option code*	Electric model Dynamic	Edition	Dynamic
Facia, instruments and controls				
Electronic smart tachograph	TGF	£450		£450
Interior				
Air conditioning for cab area (including glovebox)	C60	●	£700	●
Overhead storage compartment	BKP	£75		£75
Infotainment				
Satellite navigation system: Touchscreen/Digital radio/CD/MP3 player/Bluetooth®	UIT	●		●
Mechanical				
CANbus interface box – Includes 220A generator	WRF	£140	£140	£140
Exterior				
Mudflaps – front and rear	Q8H	£80		£80
Rear parking distance sensors	UD7	●	£250	●
Rear parking distance sensors and rear-view camera	UCI	£350		£350

*Optional at extra cost excluding VAT.

Options


Model Specific Features/Options

	Option code*	Electric model Dynamic	Edition	Dynamic
Load area				
Sliding window for standard full-height steel bulkhead	AX9	£60	£60	£60
Offside sliding side-access door (right-hand side)	BSJ	£350	£350	£350
Glazing to nearside side-access sliding door (left-hand side)	BSB	£60	£60	£60
Glazed rear doors with heated rear windows and internal rear-view mirror	J1X	£250	£250	£250
Unglazed rear doors (270° opening)	EB2	£250	£250	£250
Towing				
Fixed tow bar	8P1			tba
Detachable tow bar	VQ9			tba


*Optional at extra cost excluding VAT.

Exterior Colours


Icy White (10U)*
Solid paint



Solid Rock Grey (GGL)*
Two-coat metallic paint




Quartz Silver (G4i)**
Two-coat metallic paint £650



Thunder Grey (GJD)**
Solid £650



Iron Grey (GYM)**
Two-coat metallic paint £650



The colours reproduced may vary slightly from the actual paint colour. As a result they should be used as a guide only. Your Vauxhall Retailer has a comprehensive display of our paint samples.

*Standard exterior paint. **Optional at extra cost excluding VAT.

Wheels and Tyres

	Option code	Electric model Dynamic	Edition	Dynamic
15-inch steel wheels with centre caps (3500 models) • 215/70 R 15 tyres • Full-size steel spare wheel			●	
16-inch steel wheels with centre caps (3500 Heavy models) • 215/75 R 16 tyres • Full-size steel spare wheel			●	
15-inch steel wheels with full-diameter wheel trims (3500 models) • 215/70 R 15 tyres • Full-size steel spare wheel				●
16-inch steel wheels with full-diameter wheel trims (3500 Heavy/4000 models) • 215/75 R 16 tyres • Full-size steel spare wheel		●		●
Emergency tyre inflation kit (in lieu of spare wheel)	tba	No-cost	No-cost	No-cost

New Movano-e Specifications*

Single-speed electronic drive selector

As the motor is an all-electric single-speed drive unit, there is no need for multiple gears. Instead, the driver selects from the facia-mounted buttons the following:

- **D:** Drive
- **N:** Neutral
- **R:** Reverse

Digital display shown in rear-view mirror:

- Charge level of the drive battery in percentage
- The current (A), voltage (V) level on the drive battery
- 'Go green' on display screen at the start-up

Drivetrain	Movano-e
CO ₂ emissions	0g/km
Maximum power kW/PS	90/120
Maximum torque Nm/lb. ft.	350/258
Maximum speed mph	75
Transmission	Automatic electric drive with fixed gear ratio
Service interval	12,500 miles/1 year (whichever comes sooner)



The Movano-e is a battery electric vehicle requiring mains electricity for charging. Range data given has been determined according to WLTP test procedure methodology. The figures shown are intended for comparability purposes only and should only be compared to other vehicles tested to the same technical standard. The range you achieve under real world driving conditions will depend upon a number of factors, including but not limited to: the accessories fitted (pre and post registration); charging frequency; personal driving style; vehicle load and route characteristics; variations in weather; heating/air conditioning and battery condition. For more information, contact your local Vauxhall Retailer.

*Provisional data.

New Movano-e Specifications*

Charging

Movano-e comes fitted with an 7.4kW on-board charger and mode 3 cable. An 22kW on-board charger will be available as an extra-cost option, timings to be advised.

Charging			
Supply	AC Current		DC Current
	Wallbox 32amp Single-phase	Wallbox 16amp Three-phase	Rapid charge** 0-80%
	7.4kWh	22kWh [†]	50kWh
70kWh battery	12h	9h	1h

Battery	7.4kW on-board charger
Battery energy kWh	70
EV range (WLTP high)	139 miles
Battery consumption (Combined low/high)	tba
Battery warranty	8 years/100,000 miles/70% capacity



The Movano-e is a battery electric vehicle requiring mains electricity for charging. Range data given has been determined according to WLTP test procedure methodology. The figures shown are intended for comparability purposes only and should only be compared to other vehicles tested to the same technical standard. The range you achieve under real world driving conditions will depend upon a number of factors, including but not limited to: the accessories fitted (pre and post registration); charging frequency; personal driving style; vehicle load and route characteristics; variations in weather; heating/air conditioning and battery condition. For more information, contact your local Vauxhall Retailer.

*Provisional data. **Rapid charging stations are widely available across the UK at various locations and their power rating varies, typically from 50kW and sometimes up to 350kW. The charging time may vary according to the type and power of the charging station, the outside temperature at the charging point and the battery temperature. [†]With optional 22kWh on-board charger.

Glossary of Terms

Plated weight

The maximum weight to which a vehicle or an axle may be loaded, determined either by the design of the components or by legislation. All commercial vehicles must carry a manufacturer's 'plate' showing the vehicle and axle gross 'plated weights'. It is an offence to drive a vehicle in a condition where any of these weights are exceeded.

Minimum Mass

Minimum Mass ('Mass in running order' on Certificate of Conformity and 'Mass in Service' on V5C form) is defined according to European Type Approval and include all fluids, tools and 90% fuel load. It is minimum mass for this variant and does not consider local specification/trim or deletable options (specific to Movano). Weights are also subject to manufacturing tolerances (EU Legislation allows 5% tolerance).

Gross Vehicle Weight (GVW)

The total permissible weight of a vehicle including payload and passengers, as shown on the manufacturer's plate.

Gross Combination Weight (GCW)

The maximum permissible weight of a vehicle, including payload and passengers, combined with the total weight of any trailer it is towing. The maximum GCW weight limit is quoted on the vehicle plate and must not be exceeded.

Payload

The total permissible weight that can be carried without exceeding the vehicle's plated weight. Payload do not include driver but do take into consideration specification/trim level:

Weights are also subject to manufacturing tolerances (EU Legislation allows 5% tolerance). Payload does not consider any additional options that a customer may order.

Roof loads

- Movano roof load should not exceed 150kg including the weight of the roof rack/carrier.

Maximum towing weight

The maximum weight of any trailer and its load which may be towed within the limit of the vehicle's plated Gross Combination Weight (GCW). It is based on the ability of the vehicle – at full GCW – to restart on a 12% gradient, which is approximately 1 in 8.3, at sea level. At altitudes above 1500 metres, the engine output may drop with a corresponding reduction in towing capability. It is the operator's responsibility to ensure that the trailer noseweight does not cause the rear axle plated weight of the towing vehicle to be exceeded.

Always fit Vauxhall towing attachments and accessories available from your Vauxhall Commercial Vehicle Retailer. They are designed specifically for Vauxhall models and carry a 12-month warranty.

Conversions

A new conversion portal has been introduced. This significantly improves the transparency and response of all communication with body-builders, and converters: converters-and-groupe-psa.com This website contains complete technical guidelines necessary to convert Vauxhall commercial vehicles – Combo (K9), Vivaro (K0) and Movano (X62). All vital and fundamental information is now located in one place:

- Conversion Guidelines
- Technical Data
- 3D CAD (coming)
- WLTP guidance
- Body shell ordering

Additionally there is a new Q&A service for technical questions, and the new conversion approval process will also be managed through this portal.

Any converter of Vauxhall product should create an account on this portal including those using IVA as approval process. In fact WLTP will make this necessary.

Commercial Vehicle Categories

Differences between M1/N1 and M2/N2 (Vehicles with GVW above 3500kg)

Category M: Passenger carriers

Category M1: Vehicles designed and constructed for the carriage of passengers and comprising no more than eight seats in addition to the driver's seat.

Category M2: Vehicles designed and constructed for the carriage of passengers, comprising more than eight seats in addition to the driver's seat, and having a maximum mass not exceeding 5 tonnes.

Category N: Goods vehicles

Category N1: Vehicles designed and constructed for the carriage of goods and having a maximum mass not exceeding 3.5 tonnes.

Category N2: Vehicles designed and constructed for the carriage of goods and having a maximum mass exceeding 3.5 tonnes but not exceeding 12 tonnes.

Specific differences, all M2/N2 require the following:

Speed limiter: All M2/N2 vehicles are legally required to be speed limited. M2 to 62mph and N2 to 56mph.

Glossary of Terms

Driver licence: Commercial vehicles with GVW greater than 3.5 tonnes have different license requirements. For any new drivers C1 category is necessary. Under some circumstances (social purposes for a non-commercial body) it is possible to drive a minibus without a D1 entitlement (Minibus) however eligibility for this exemption should be confirmed with DVSA.

Driver CPC: Driver Certificate of Professional Competence mandates 35 hours of periodic training every 5 years to maintain licence (from September 2014).

Tachograph: It is a legal requirement to administer the activities of drivers subject to the EU or AETR drivers' hours rules, and also record the vehicle's speed, distance and time. A Smart Card is required for digital tachograph and these are available from the DVLA. The tachograph of a new vehicle must be calibrated within two weeks of first registration.

Operator's Licence: This may also be required to ensure that vehicles are kept safe and in good condition at all times. Specifically for M2, PSV (public service vehicle) operator's licence is required. Exemptions in some circumstances may be permitted but this should always be confirmed with DVSA.

MOT Testing: M2/N2 must be tested each year, and vehicle presented with a completed Certificate of Conformity (CoC). This is available from Vauxhall (regdata@gm.com) or from converter in case of second-stage conversion.

Conversions – WLTP

There is a mandatory CO₂ target that comes into effect in 2020. There are specific targets for both cars and light commercial vehicles. With respect to LCVs, Vauxhall will be responsible for the CO₂ of complete converted vehicle, and defined Maxi-Pollutant Values must be respected.

These values are:

- Mass in Running Order (kg)
- Frontal Surface (m²)
- Rolling Resistance Coefficient of tyres (kg/t)
- Air Inlet Surface to cool the engine (dm²)

Conversion Guidelines; Maxi-Pollutant Values and links to CO₂ calculator can all be found on the converter portal at converters-and-groupe-psa.com

Second-stage conversions based on a Euro 6D TEMP engine cannot be registered unless they have passed the CO₂ calculator. If Maxi-Pollutant values are not followed, then CO₂ calculation will fail and converted vehicle cannot be registered. It would be necessary then to change the conversion.

Further Information

Vauxhall on-the-road recommended retail prices (RRP)

To eliminate uncertainty about hidden costs incurred when buying a new commercial vehicle, Vauxhall publishes on-the-road prices and these are shown in the pricing tables within this price guide. The prices shown are manufacturer's recommended retail prices (RRP) unless otherwise stated, exclusive of VAT (currently at a rate of 20% which may be payable). These prices include the recommended cost of number plates, delivery to a Vauxhall Retailer of £583.33 (£700.00 including VAT), 12 months' Government Vehicle Excise Duty* and the DVLA new vehicle first registration fee of £55.00*.

Please note: The RRP does not include fuel supplied by the Retailer, motor insurance or any other goods or services supplied by agreement between the Retailer and customer.

Price protection

Order a new Vauxhall for build in the current model year (as confirmed by your Retailer) for delivery no more than three months in advance and the price you are quoted is the price you pay. This is irrespective of any subsequent price rises between placing your order and delivery of your new car, but you must take delivery as soon as the car is available.

Please note: Price protection does not apply to electric/hybrid models. Vauxhall Motors Limited is not liable for price adjustments caused by Government changes in the rate of VAT (currently 20%), Vehicle Excise Duty, DVLA new vehicle first registration fee or by any other applicable legislation or regulations.

In the event of an accident...

Vauxhall Accident Management helps keep you mobile following an accident. Benefits include vehicle recovery, Vauxhall-approved repairs and contacting your insurer. For more details, visit vauxhall.co.uk/AccidentManagement

Vehicle Excise Duty

The amount of Vehicle Excise Duty (road fund licence) payable on new commercial vehicles varies depending on gross vehicle weight (GVW) and European standard emissions compliance, as shown below*.

Up to 3500kg GVW	£275.00
Over 3500kg GVW	£165.00

*Correct at time of publication.

Customer Care Commitment

For added peace of mind, Vauxhall has an innovative Customer Care Commitment** that offers the following:

- Three-year vehicle warranty consisting of a one-year/unlimited mileage manufacturer's warranty and a second and third year manufacturer's warranty with a 100,000 miles limitation
- Vauxhall Assistance for 12 months from first registration
- Five years' body panel anti-perforation warranty

**Warranty is only on vehicles sourced from Vauxhall Motors Limited. Terms and conditions apply – please see your Vauxhall Retailer for details.

Vauxhall Assistance

Vauxhall Assistance is provided Automatically with every new Vauxhall Commercial Vehicle for 12 months from first registration and covers everything from accidents, mechanical breakdown to flat tyres. With Vauxhall Assistance help is literally just a free[†] phone call away, 24 hours a day, 365 days a year!

[†]Mobile phone users will be charged at their standard tariff.

Vauxhall Extended Warranty

For complete peace of mind Vauxhall offers an extended warranty that can be purchased on an annual basis following the expiry of the original new vehicle warranty. It covers most mechanical

and electrical components. Terms and conditions apply, for further details please contact your local Vauxhall Retailer.

Protecting the environment

Our products are increasingly winning environmental awards, both through the use of more recycled materials and by becoming cleaner and more efficient. For information on Vauxhall's efforts to achieve an environmentally sustainable future, including information on Design for Recycling, take-back of End-of-Life Vehicles (ELVs), and the recycling of ELVs, see vauxhall.co.uk/recycling

Van Business Centres

Keeping your van on the road. We know how important your van is to you, that's why we're geared up to minimise your downtime.

Our nationwide Van Business Centres provide fast, convenient value for money servicing, repairs and MOTs.

- All work is carried out by Vauxhall trained technicians using only genuine parts
- No appointments are required for diagnosis and we offer a 'while you wait' service

We have all the expertise required and will spare no effort to get you back in business as soon as possible.

Vauxhall Service Plan

Vauxhall Retailers offer a great service for owners of all Vauxhall vehicles. Value for money, regular offers and free check-ups, combined with the peace of mind that comes from using Vauxhall-trained technicians and genuine parts, help keep your vehicle in peak condition at all times. Every Vauxhall Retailer supports our customer promise:

We are Vauxhall experts

- Fully Vauxhall-trained technicians
- We use Vauxhall approved diagnostic equipment and specialist tools
- Full access to Vauxhall repair databases and technical centres

We are transparent

- Our invoicing will clearly set out the work at the price agreed with no hidden extras

We are never beaten on price

- We will match any written like for like service/repair quote from a local^{††} competitor using genuine repair methods and parts

We are convenient

- Flexible booking times to suit you
- 'One-stop shop' for every type of Vauxhall service
- While you wait facility on stocked tyres, batteries and exhausts
- Free courtesy vehicle or local collection with annual services and warranty work

We are thorough

- 25 point safety check with any workshop visit
- No obligation advice on essential and non-essential work
- Free check for safety enhancements and upgrades to your vehicle and software
- Free 'Wash and Vac' with every annual service
- Free fitting of wipers and external bulbs with annual services

^{††}A radius of five miles/20 minutes from your Vauxhall Retailer.

For more product information

For further information on the Vauxhall range or location of your nearest Vauxhall Retailer please call **0345 600 1500**. Alternatively, details can be found on our website at vauxhall.co.uk

For more information call **0345 600 1500**

Discover the full Vauxhall range at **[vauxhall.co.uk](https://www.vauxhall.co.uk)**

Join us online

The invoice price, including delivery to Retailer, factory-fitted options, accessories fitted by the Retailer and number plates, is subject to VAT. Some feature descriptions in this guide may refer to, and some illustrations may show, optional equipment not included in the standard delivery. The information contained in this guide was accurate at the time of publication. We reserve the right to make changes in design and equipment. Please note that Vauxhall Retailers are not the agents of Vauxhall Motors Limited and are not authorised to bind Vauxhall Motors Limited by any specific or implied undertaking or representation. It is advisable to ensure that your motor insurance policy provides adequate cover for additional fitted options and accessories. The colours in this guide are only approximate actual colours. Illustrated optional equipment is available at extra charge. Availability, technical features and equipment provided on our vehicles can vary by model. For precise information on the equipment provided on our vehicles, please contact your local Vauxhall Retailer.

VAUXHALL